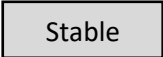







DuPage County COVID-19 School Metrics¹

DuPage County COVID-19 Community Transmission Level: **SUBSTANTIAL**
Week 47, 11/15/2020-11/21/2020

COVID-19 School Metric	Value	Trend	Community Transmission Level by Metric
Illinois Department of Public Health (IDPH) County-Level Risk Metric Color Source: IDPH County Level COVID-19 Risk Metrics	Remained in ORANGE (IDPH-defined) for ≥ 2 consecutive weeks ²		Substantial
New Cases per 100,000 per Week² Source: IDPH County Level COVID-19 Risk Metrics	616 per 100,000 per week	 Up from 543 per 100,000 in Week 46	Substantial
Weekly Case Count Trend³ Source: IDPH COVID-19 County & School Metrics	Week 45 to Week 46 = +26.6% Week 46 to Week 47 = +13.5%		Moderate
Weekly Youth (<20 years old) Case Count Trend³ Source: IDPH COVID-19 County & School Metrics	Week 45 to Week 46 = +17.0% Week 46 to Week 47 = +13.4%		Moderate
Weekly Test Positivity² Source: IDPH COVID-19 County & School Metrics	13.1%	 Down from 14.6% in Week 46	Substantial
Neighboring/Regional Indicator Level⁴ Source: IDPH County Level COVID-19 Risk Metrics	Region 8 moved to Tier 3 mitigation in most recent week		Substantial

Footnotes:

¹ Based on DuPage County Health Department "Return to School Framework" available at: www.dupagehealth.org/595/Schools-and-Daycares

² For Week 47 (11/15/2020-11/21/2020)

³ Weekly county case count trend for weeks 45-47 (11/1/2020-11/21/2020)

⁴ Increasing trend: any county turning orange and/or Region 8 moved to Tier 1 or higher mitigation in most recent week; Stable trend: any county in orange for two or more consecutive weeks and/or Region 8 in same tier of mitigation for two or more consecutive weeks; Decreasing trend: no county in orange this week but orange in the last 4 weeks and/or Region 8 moved to a lower tier or no longer in Tier 1 mitigation in the past week.