

TO: Dr. Scott Helton
Board of Education

DATE: June 16, 2020

FROM: Mr. Edward Hoster

RE: Fiscal Year 2020-21 Tentative Budget

The 2020-21 Tentative Budget is presented to the Board of Education for review and further discussion. The unique context of this fiscal year 2020-21 tentative budget must take into consideration the current fiscal year and the expectedly positive outcome due to reduced expenditures throughout the budget from the move to remote education for the final 42 school days, cancelation of events etc. The best estimate we have at this time is that we will be in the range of \$1.7 to \$2.0 million under expended.

The good news for the current fiscal year revenue is that we did not experience much decline in our June early property tax collections due to the DuPage County tax relief program. This program authorized the waiving of penalties and interest for those that applied and were approved to delay payment of the June installment. As of the third and final deposit our collection rate of 49.15% is only down 0.15% or \$99,000 from what we expected. In addition, state aid collections are strong with the fourth categorical payment received Friday, June 12th so we will be close to actual budget excluding some smaller programs like driver education, summer school etc.

There are some local revenue accounts where we will realize less revenue for the final days of the school year like food sales, textbooks and fees that are usually collected in the final days of the school year. The total of all non-property tax revenue expected for the year is approximately under budget by (\$215,000) as of May. In summary, the expected increase to the financial reserves for this current fiscal year will assist with the projected deficit for the coming year 2020-21 tentative budget.

At this time the collection of information and assumptions for the fiscal year 2020-21 tentative budget reflect a deficit of (\$1,447,665). The primary reason for the deficit is the reduction of two sources – interest income down \$600,000 or 60% and CPPRT state funding down \$342,000 or 20%. The CPPRT funding is directly based upon business sales income to the state and with this recent shut-down we are assuming at least a 20% reduction. The Illinois Dept. of Revenue will release their estimate in August that we will use for the final budget. The good news is that the legislature affirmed that state education funding for 2020-21 is to remain level with the current year 2019-20.

We emphasize that this budget is considered a “tentative” version in that there are some unconfirmed sources of funding and uses of funds that still need to be finalized before adoption at the September 21, 2020 meeting. We will be filing the end of year state and federal claim reports in July which will determine the actual funding reimbursement amounts for 2020-21. Therefore, due to timing, we will always be waiting for these final funding determinations when placing the tentative budget on file for the public access and review in June. The property tax collection assumption remains conservative at 50.2% for the September 2020 and 49.30% for the June 2021 “early taxes”.

In addition, while the certified staffing has been completed as of the March student course registrations, the final staffing needs may still develop, particularly with ongoing special education assessments and final student enrollment during registration. This will take place throughout the summer and, routinely, we expect that many of the staff who were released in the spring will be returning as the special education enrollment continues to increase. This past school year we experienced an unexpected increase over the summer for bilingual courses and related staffing. In regards to major service provider contracts, all are in place including the transportation and food services. The new unknown for this coming year is whether we will continue with remote instruction, return to full on-site instruction or some hybrid format. This tentative budget was prepared as if we would be returning to on-site instruction so any change in format will necessitate adjustments to the final budget we present in September for adoption. As we assemble the information for the 2020-21 final budget there will expectedly be some unique assumptions that may need to be taken into consideration contingent upon future decisions of how we return to daily instruction for the coming school year.

At the June 22, 2020 board meeting all that is required by statute is Board of Education authorization to place the tentative budget on public display for a minimum of thirty (30) days before the scheduled public hearing and adoption. We are prepared to publish the required notice declaring that a public hearing will be held in September. The budget adoption schedule is as follows:

1. **June 22, 2020** - the Tentative Budget will be presented for authorization by the full Board of Education to place on public display for 30 days before the scheduled budget hearing on September 21, 2020 at 7:30 PM. The Secretary of the Board of Education will publish a notice of where, when, and during what hours the Tentative Budget will be on display for public inspection and the time and place for the budget hearing. A copy of said notice is attached.
2. **September 21, 2020** - at the regularly scheduled board meeting there will be a public hearing for the community to comment on the budget for fiscal year. Subsequent to that hearing the final budget will be presented for adoption, as required by the Illinois School Code.

While in general the budget planning process reflects a conservative approach to both revenue and expenditure estimates, given the unpredictable nature of the state and local economy, this is even more evident for 2020-21. At this time, we are assuming the normal educational on-site instruction and extra-curricular programming for the 2020-21 school year. However, what remains constant is our commitment to exercising strong management of the expenditures throughout the year. In prior years these actions regarding staffing recommendations, best pricing through competitive bidding, scrutiny of purchasing requests, maximization of the building automation controls for utilities, verification of outside student placement attendance for tuition billing, etc. all have resulted in being able to come in under expended.

The tentative budget reflects level state aid as approved by the legislature in May 2020 including four quarterly categorical program payments and the Evidence Based Funding Adequacy allocation. The operating budget contingency was further reduced for now to \$100,000 or 0.20% of total operating budget expense in the outside placement for tuition. We may adjust this upon the final closing results of the current fiscal year. Examples of the types of expenses that necessitate some contingency include staffing for teacher aide assignments, staff paid leaves and substitutes, student outside placement tuition, teacher advance studies tuition reimbursement and related salary increases for lane advancement, changes to staff insurance enrollment, petroleum pricing for buses, utility expense, and unexpected facility or mechanical

equipment repair/replacement to name a few. We will continue to actively work toward achieving balanced budgets through intentional efforts with the Board of Education and staff in the coming year. This will entail important discussions to maximize revenue, control future costs, prioritize programs, secure best pricing and identify opportunities for efficiency.

At this time, although the Illinois School Code requires a balanced budget, we are within the allowable use of reserves as we have sufficient fund balances as outlined in the state budget form (see the last page of this report). According to the ISBE financial profile score, we are currently trending with 307 days “cash on hand” as of the prior year 2019, including the Working Cash bond proceeds. In addition, we have consistently received the highest designation of “Recognition” by the ISBE since the year 2003 and only three of the years due to the economic downturn did we receive the third highest designation. Therefore, we are not required to submit a deficit reduction budgeting plan at this time.

HIGHLIGHTS AND KEY BUDGET DRIVERS REGARDING TENTATIVE BUDGET

GENERAL

Although the cost of programs and services continue to outpace available resources coming in this is the best information from which to develop this conservative budget plan at this time. Overall the budget outlook is expected to become more challenging due to recent events that have disrupted the economy and created some significant unknowns for education. Prior to these recent events, in general, the improved state funding, stable federal resources and the improved property tax growth helped us restore some fund balances that we used during the prior economic downturn. The 2020-21 tentative budget is based upon the latest known revenue and expenditure information combined with our best estimates from employment contracts, service provider contracts and historical trending.

While the total budget is important, the primary focus will be on the Operating Funds Budget – which includes only the Education, Operation & Maintenance, Transportation, IMRF {pension} and Working Cash Funds. This definition excludes the restricted funds of Debt Service, Capital Projects and Health, Life Safety. The remainder of this report will focus on the Operating Funds and reference various pages throughout the separate Tentative Annual Budget Report.

When reviewing Operating Funds, **revenues of \$72,436,116 reflect an increase of \$1,433,842 or 2.02% over the fiscal year 2020 budget.** (See page 4 of Tentative Annual Budget) The primary reason for this increase is property tax revenue. The local revenue decline of (\$919,717) is primarily the combination of interest income and corporate personal property collections.

The Operating Funds **expenditure budget of \$73,851,153 reflects an increase of \$1,952,668 or 2.72% over the fiscal year 2020 budget.** (See page 6). The Operating Funds deficit, including the inter-fund transfers, is projected to be (\$1,447,665) and the fund balance as of June 2021 is projected to be \$53,164,596 (See page 1, Budget Summary of Cash Transactions). This includes the planned transfer of \$1,370,000 from working cash fund bond proceeds to the Capital Projects Fund and Transportation Fund.

The Tentative Budget reflects:

- A. Estimated (Budgeted) June 30, 2020 fund balance cash reserves.
- B. Estimated property tax collection percentages of 50.2% for 2020 (September) and 49.3% for 2021 (June) advanced or “early” taxes based on the historical trends.
- C. Preliminary estimates for state/federal funding based upon the most recent collections in the prior year and all available information.

OPERATING REVENUES: (see page 4)

Revenue in the Operating Funds (Education, Operations & Maintenance, Transportation, IMRF and Working Cash) are projected to increase by \$1,433,842 or 2.02%.

- Property tax revenue continues to represent 80% of the operating budget, and is estimated to increase by \$2,036,060 or 3.70%.
- The September 2020 tax revenue budget is based upon the actual tax extension for 2019, representing the second and final installment of taxes.
- The December 2020 tax levy (June advance tax collections) will be based upon the 2.30% CPI plus an estimate for new property.
- New property growth is estimated to be \$28M or 0.87% as there is the expiring Ovaltine TIF and continued value coming from both townships for the coming year.
- The Corporate Personal Property Replacement Tax is estimated to decrease by (\$342,000) or 20% to \$1,492,000. We will update with the Illinois Department of Revenue final estimate when it is released in August.
- Investment earnings will be down as rates dropped from approximately 1.70% in FY2020 through February to only 0.49% since. We will continue to monitor the market for ways to maximize the return with a focus on safety and liquidity in the coming year. At the present time interest income is projected to be down 60% or (\$600,000) for the coming year.
- Other local revenue for textbooks and student related fees have continued to decline since fiscal year 2018 as we implemented the internal funding of some high cost textbooks through grant allocations. Consequently, we did realize a decrease in revenue from sales. Total food sales have also leveled off this past year so we are keeping the budget level at this time until we close the fiscal year.
- Total state funding/grants of \$7,949,667 represents 11% of the operating budget and is projected to decline by (\$27,000). We are using the Evidence Based Funding as of the prior fiscal year 2019-20 as approved by the state budget with no additional adequacy grant for the coming year.
- There are still three specific categorical funded programs, one in the Education Fund - special education private tuition, and two in the Transportation Fund – regular and special education services. Again, we are using the same level funding for the coming year and assuming we will receive four payments as we did this past year. We may need to adjust once the final claims for these programs are submitted over the summer.
- Federal funding is projected to remain relatively level except for the added CARES/ESSR funding (\$432,977) to assist with the COVID-19 related expenses for remote instruction since March 2020 and the FEMA Grant we submitted for \$100,000 to assist for any personal protective equipment and/or cleaning/sanitation. All other federal funded grant programs (Title I, II, IDEA etc.) are assumed to remain at the FY2019 level of funding until further notice that is usually released in June or July.

EXPENDITURES: (see pages 6 & 7)

- Salaries are projected to increase by \$1,688,607 or 3.82% reflecting the additional 2.60 certified staff and minimal savings from retiring staff as there was only one teacher that retired this past year. In the past we have been able to realize retirement salary savings of (\$300,000) to (\$700,000). As of the tentative budget we only apply the contractual salary rates by employee group to the prior year budget and adjust for those moving into retirement track for the higher incentive pay. There are 9 staff moving into the retirement track beginning this fiscal year 2020-21. The final budget will reflect actual hiring for open positions and final staffing.
 - Certified Staff Teachers: (285.2) Admin./Management: (19)
 - Classified Staff Clerical: (58) Student Supervisor: (17)
 - Teacher Aides (101)
 - Maintenance & Custodial (48)

- Retirements (Certified) – 8 outgoing staff members by year end June 2021 with an estimated replacement salary savings for the following year 2021-22 of approximately (\$689,000). There will be 9 additional staff beginning their retirement track this year and receiving their 6% incentive pay to retire by 2023-24. There are 6 staff retiring the year 2025, 3 for 2026 and 6 for 2027.

- Retirements (Non-Certified) – 2 outgoing staff by year end June 2021, with 2 staff on track for June 2022.

- Benefits {medical/dental, pension and employee tuition reimbursement} are projected to increase by \$474,698 or 5.17% compared to prior year budget.
 - Reflects medical insurance rate change for the PPO (+5.70%) and for the HMO (+4.30%) along with the dental rate change for the PPO (-1.40%) and no change for the HMO dental plan. In addition, staff plan changes during open enrollment this spring 2020 will account for an additional \$80,000.

 - The preliminary estimated calendar year 2021 IMR board pension rate that we received for non-certified staff actually decreased to 9.04%. However, since this is a calendar year change, the average rate of 9.175% for the fiscal year reflects a 0.83% increase over the prior year average.

- Purchased Services includes many essential support services throughout the budget such as transportation, food service, insurance for workers compensation & property, casualty liability, auditor and legal services, curriculum and student assessment consulting, athletic trainer, service contracts for maintaining the facilities and repair services, along with many of the grant related program supports. Overall this category of expense is projected to decrease by (\$31,052) or 0.36%. Within this category of expense there are some areas that are increasing like the transportation services contract at 3.0% and food service by 3.0%. The district property, casualty insurance is increasing by \$17,377 and the workers compensation insurance is increasing by \$71,284. Unfortunately, the needs of homeless families continue to be in demand but we are reducing the transportation budget to \$139,000 at this time. Approximately 40%-50% of this is billed to other districts for reimbursement. In addition, we are able to claim this expense and receive state reimbursement for approximately 7% of our cost but that is of course dependent on

the state actually paying us. This past year they prorated the reimbursement at 83% so we lost approximately (\$260,000). We will hold all other purchase service lines level to the current fiscal year budget.

- Supplies are estimated to increase by \$302,500 or 7.68% with the primary driver being the shift of Chromebook purchases from capital to supplies per the recommendation of the auditors. The low cost of these units places them more like disposable items and not something we would capitalize. Therefore, there will be a corresponding decrease in the capital outlay budget line item. The good news is our electricity usage is down and we had already locked in a rate through the year 2022 so we will hold the budget level at this time. The estimate for natural gas is expected to decline by 2% according to the consultant serving the Illinois Gas Cooperative. We are trending slightly below budget for school bus diesel fuel this year so we are keeping that flat for now. Supply budgets at the building level were authorized to increase by 2%.
- Capital outlay is budgeted to decrease by (\$773,068) or 34.96% due to primarily the Chromebook and the \$200,000 reduction of funding for in-house facility projects through the Operation & Maintenance Fund. The major facility improvements of \$1,100,000 this year will primarily be out of the Capital Projects Fund, a non-operating fund. This is where we transferred bond proceeds from the Working Cash Fund. In addition, we are budgeting for the planned purchase of five (5) replacement buses at a cost of \$370,000 as approved by the board in April. There is the offsetting revenue to fund the purchase of the buses from the bond issuance completed in 2018. The technology capital budget is \$229,685 which is a decrease of (\$488,000) for the aforementioned Chromebooks moving to the supply category.
- Tuition for special education, alternative education, and vocational programs is projected to increase by \$291,523 at this time. Although the placement process continues throughout the summer, we are hopeful that this will be sufficient for the coming year. The transition program enrollment remains strong and we continue to achieve the collective goal of finding the best placements for students with careful consideration of the alternatives. The vocational program enrollment at TCD will increase by 11 students for the coming school year.

Detailed revenue and expenditure budget information by fund compared to the prior year budget is as follows:

EDUCATION FUND {pages 9 through 16}

The Education Fund revenues are projected to be \$59.7 million compared to expenditures of \$60.3 million which equates to \$2,058,354 or 3.53% more than the prior year budget. We are currently projecting a deficit of (\$576,131), net of the \$46,322 transfer out, with estimated reserves of \$37.0 million. Some of the key expense drivers are outlined below:

- Staffing/hiring for 2020-21 includes a staffing increase of certified position by 2.60 Full Time Equivalent (FTE) positions, primarily to meet staffing requirements across various departments, staff the AVID program and make the part-time psychologist position full time. Overall, salaries are projected to increase by \$1,702,158 or 4.15%. Teacher contract salaries include a 1.62% base increase and the cost of step advancement is projected at 2.20%. Classified salaries are estimated to increase by 2.70% (base increase of 1.62% with step and longevity estimated to be an additional 1.08%). Teacher aides will realize an increase of

3.25% plus longevity as they do not have a step schedule. The administrative/management salaries are estimated to increase by the CPI of 1.90%.

- Staff benefits are projected to increase by \$356,973 or 5.55% over the prior year budget. Included in this category are medical/dental/life insurance premiums, tuition reimbursement and TRS pension expenses. As previously stated, this increase is primarily due to the renewal terms and staff elected changes during the spring 2020 open enrollment.
- Purchased Services are projected to decrease by (\$94,246) or 2.24% which primarily reflects the cancelation of a contract that previously supported the transition program job placement program. The administration has determined that this service can be provided without the outside agency. We are holding all other building level purchase service budgets level for the coming year. Unfortunately, the contracts for our business and workers compensation insurance are increasing by a combined \$89,000 this year after five years of consecutive decreases. Supplies are budgeted to increase by \$291,946 or 15.60% again primarily due to the reclassification of the Chromebook computer devices from capital outlay.
- Capital Outlay is projected to decrease by (\$490,000) or 53% driven by technology and the Chromebook equipment being shifted to the supply category.
- Tuition expense budget for special education, vocational and alternative education programs, is \$4,094,726 which reflects an increase of \$291,523 or 7.67%. This preliminary budget will continue to develop during the summer as more student placement decisions and enrollments are finalized. We did increase the enrollment for TCD vocational programs by eleven students to a total of 41 students for the coming year.
- Budgeted amounts for state/federal programs, grants etc. are based on the latest information available. Revenues and expenses are intended to offset each other.

O&M FUND {pages 17 through 19}

The Operations and Maintenance Fund revenues are projected to be \$7.0 million compared to expenditures of \$7.2 million which equates to a decrease of (\$130,347) or 1.77% over the prior year budget. The projected deficit is (\$232,387) with reserves of \$4.6 million. The key expense drivers are outlined below:

- Salaries of \$3,235,000 which represents a decrease of (\$13,551) or 0.42%. The base salary increase for this group is 2.50% with new staff hired after July 1, 2018 no longer advancing on a step schedule. The replacement staffing for one retirement and some other changes account for this reduced salary budget. Benefits are estimated to increase by \$41,738 or 6.13%, reflecting the rate changes previously mentioned above for the medical and dental programs.
- Purchase services budget is up \$116,520 or 17.24% primarily due to the tuck pointing/sealant projects that are reclassified as maintenance and no capital projects according to the auditors. Consequently, we had to charge \$50,000 to purchase services in fiscal year 2021.

- Supply budget is up only \$8,554 or 0.46% primarily due to utility costs that are expected to remain level for the coming year as we secured long term electricity rates. Any variability remains with the volume and usage due to weather that we already account for in the budget.
- Capital outlay budget is down (\$283,068) or 31% due to the reclassification of tuck pointing/sealant projects and the commitment to reduce in-house projects by \$200,000 for the coming year. Most of the project work we needed to complete fit within the larger request for projects funded by the master facility improvement process. The majority of the building improvement work like the roof replacement, district office HVAC replacement and, concrete dock repairs will be processed out of the Capital Projects Fund.

DEBT SERVICE FUND {page 20}

Revenue and expenditures are based on the anticipated property tax revenue and required principal and interest payments for existing bonds.

- Debt service for principal and interest expense will be \$10.8 million for the coming year for the three remaining outstanding debt issues.

TRANSPORTATION FUND {pages 21 through 23}

The Transportation Fund revenues are projected to be \$3.3 million including the transfer of \$370,000 from the Working Cash Fund, compared to expenditures of \$4.2 million which equates to a decrease of (\$51,326) or 1.2% over the prior year budget. The projected deficit of (\$485,348) is appropriate as we carefully manage the reserves of \$2.4 million. The key revenue and expense drivers are outlined below:

- Estimating state aid to remain level for regular/vocational and special education reimbursement. This conservative budget is based upon the prior year proration of our claims and total eligible reimbursement to only 83% for regular/vocational and 84% for special education. We are hopeful that the state increases the funding for these critical services to our full funding level. Unfortunately, we won't know about this funding level until after the budget is adopted in September.
- Purchase services are budgeted to decrease by (\$53,326) or 1.46% net of a reduced repair budget since we have not needed to reimburse Cottage Hill for excess repairs to our older fleet per the contract. In addition, we are reducing the homeless transportation allocation for the coming year. The budget for supplies (fuel for the buses) is estimated to increase by 1% as we trended under budget as of May. The primary contract for regular and special education transportation services was approved for 3.0% rate increase.
- The board approved the purchase of five (5) replacement buses at a cost of \$370,000 in April 2020 for the coming school year. The purchase will be funded from the year 2018 working cash bond proceeds reserved for the Transportation Fund.

IMR/SOCIAL SECURITY & MEDICARE FUND {page 24}

The IMR/Social Security & Medicare Fund revenues are projected to be \$2.3 million compared to expenditures of \$2.1 million which equates to an increase of \$75,987 or 3.67% over the prior year budget. The projected surplus is \$182,351 with reserves of \$1.7 million.

- The expenditures are projected to increase in direct correlation to salaries, with the benefit of a level board share IMR pension rate for the non-certified staff. This year the fiscal year rate will be 9.175% compared to 8.35% for FY2020. The state IMR pension fund investment portfolio did very well which helped to reduce our actuarial rate increase for calendar year 2021.
- This fund also covers employer portion of the board matching share for federal social security and medicare related payroll taxes.

CAPITAL PROJECTS FUND {page 25}

- The Capital Projects Fund reflects the planned facility improvement work that we are funding from the \$4.0 million working cash bond issued in the year 2018. We assigned \$3.0 million for facility improvements from this bond issue and they are projected to fund projects through fiscal year 2022. The planned projects to be funded for this year include roof replacement and district office HVAC Replacement.

WORKING CASH FUND {page 26}

- We are budgeting for the transfer of bond proceeds to the Transportation Fund for \$370,000 and \$1.0 million for the Capital Projects Fund. As of July 1, 2020, there will be the following remaining bond proceeds from the Series 2018 issue excluding interest income:
 - Capital Projects \$2,000,000
 - Bus replacement \$1,000,000

FIRE PREVENTION AND SAFETY FUND {page 27}

- No activity has been budgeted in this fund as we have depleted any remaining funds and all outstanding Illinois State Board of Education approved Health/Life Safety work will be completed from operating funds.

BALANCED BUDGET LEGISLATION

Public Act 94-0234 became effective July 1, 2006 and requires that school districts adopt a “balanced budget”, and if the budget is not balanced, a deficit reduction plan must be submitted to the Illinois State Board of Education. ISBE defines a “balanced budget” as follows:

Total expenditures for the Educational, Operations & Maintenance, Transportation, and Working Cash funds will be compared to total revenues in the same funds. If the total expenditures are greater than the total revenues, the total deficit must be less than one-third of the total ending fund balance of the four funds.

The “balanced budget” calculations for the 2020-21 Tentative Budget:

<u>Fund</u>	<u>Excess/Deficit</u>	<u>Projected Fund Balances</u>
Education	\$ (576,131)	\$36,991,214 *
O&M Fund	(232,387)	4,629,987
Transportation	(485,348)	1,947,626
Working Cash	<u>66,478</u>	<u>7,670,511</u>
Total	\$ (1,227,388)	\$51,239,338

(1/3 = \$16,969,433)

*excludes transfers

A deficit reduction plan is not required by the District at this time as our projected deficit represents (2.40%) of the total projected ending fund balance, which is less than the 33% limit.

Suggested Motion:

Move that the Board of Education authorize the administration to publish the tentative budget for fiscal year 2020-21 for public review.

Historical Budget Control Actions Archive:

2018-19 & 2019-20

- ✓ Renewed electricity load shed reduction program for five years to generate approximately \$35,000 per year
- ✓ Continue shift of major facility improvement expense from Operating Funds to Capital Fund and the use of bond proceeds to complete work continues
- ✓ Staffing adjustments and hiring controls through attrition
- ✓ Cancellation of outside assessment contract services as of FY2016 continues; partnered with Forecast 5 Analytics on new ESSA Data Analysis tool
- ✓ Supply & purchase service budget funding increased by 2%
- ✓ Transportation routing contraction of 16 routes initiated in FY2015 continued
- ✓ Ombudsman+ initiative with District 87 started in FY2015 to reduce program cost continued
- ✓ Actively pursuing all billing and collections for homeless transportation

2017-18

- ✓ Shift of major facility improvement expense from Operating Funds to Capital Fund and the use of bond proceeds to complete work continued
- ✓ Staffing adjustments and hiring controls through attrition
- ✓ Cancellation of outside assessment contract services as of FY2016 continues; partnered with Forecast 5 Analytics on new ESSA Data Analysis tool
- ✓ Supply budget funding remains level as reduced back in FY2015
- ✓ Realignment of grant funding to minimize pension system subsidies that reduce approximately 40% of federal assistance when used for salaries continued
- ✓ Student return to district transition program from SASED initiated in FY2016 continued
- ✓ Transportation routing contraction of 16 routes initiated in FY2015 continued
- ✓ Ombudsman+ initiative with District 87 started in FY2015 to reduce program cost will continue
- ✓ Actively pursuing all billing and collections for homeless transportation

2016-17

- ✓ Shift of major facility improvement expense from Operating Funds to Capital Fund and the use of bond proceeds to complete work
- ✓ Staffing reductions (1 classified at WB) and hiring controls through attrition
- ✓ Supply budget funding remains at reduced level established back in FY2015
- ✓ Return of SASED transition program to district, initiated in FY2016 continued
- ✓ Transportation routing contraction of 16 routes initiated in FY2015 continued
- ✓ Ombudsman+ initiative started in FY2015 with District 87 to reduce program cost continued
- ✓ Realignment of grant funding to minimize pension system subsidies that reduce approximately 38% of federal assistance when used for salaries
- ✓ Improved terms of agreement to generate revenue for electricity load reduction program through 2019 to generate approximately \$35,000 per year

2015-16

- ✓ Continue year 2 of a 5 year agreement to generate revenue - on call for electricity load reduction
- ✓ Securing grants for energy efficiency projects
- ✓ Staffing reductions {2 classified positions, 1 District Office, 1 at AT} & administrative restructuring
- ✓ Supply budget funding remains level from reduced level in FY2015

- ✓ Contractual service reductions for assessment and data processing
- ✓ Expansion of local special educ. transition program; change placements from SASSED
- ✓ Transportation routing contraction of 16 routes initiated FY2015 will continue
- ✓ Ombudsman+ initiative started in FY2015 with District 87 to reduce program cost will continue
- ✓ Minimize facility improvement work to safety related or grant funded only projects
- ✓ Deferral of driver education car replacement (3)

2014-15

- ✓ Student fee increases for driver education, parking and technology
- ✓ Signed agreement to generate revenue for electricity load shedding
- ✓ Secured grants for both safety repairs and energy efficiency projects
- ✓ Secured matching grant for roof replacement
- ✓ Staffing reductions & restructuring – most through attrition
- ✓ Supply budget reduction of 2% for the buildings
- ✓ Contractual service reductions
- ✓ Transportation routing contraction of 16 routes
- ✓ Ombudsman+ partnership with Glenbard District 87 to reduce tuition program cost

NOTICE OF PUBLIC HEARING

Notice is hereby given by the Board of Education of DuPage High School District 88, in the County of DuPage, State of Illinois, that a tentative budget for said school district for the fiscal year beginning July 1, 2020 and ending June 30, 2021 is on file and conveniently available to public inspection during regular working hours at the District 88 Office, Board of Education, 2 Friendship Plaza Addison, Illinois. In addition, for your convenience a copy of said budget will also be posted on the district website of www.dupage88.net

Notice is further given that a public hearing on said budget will be held at 7:30 p.m. on the 21st day of September, 2020 in the District 88 Office Board Room, 2 Friendship Plaza, Addison, Illinois.

Dated this 8th day of July, 2020

Board of Education of DuPage High School District 88 in the County of DuPage, State of Illinois.

Blanca Jessen, Secretary
Board of Education
DuPage High School District 88

To be published Wednesday, July 08, 2020



**BOARD OF EDUCATION
DUPAGE HIGH SCHOOL DISTRICT 88**

TENTATIVE ANNUAL BUDGET

FISCAL YEAR 2020-21

**Presented to the Board of Education
June 22, 2020**

EDWARD HOSTER, CHIEF FINANCIAL OFFICER

**2 FRIENDSHIP PLAZA
ADDISON, ILLINOIS 60101**

TABLE OF CONTENTS - ANNUAL BUDGET 2020-21

	<u>Page #</u>
Budget Summary of Cash Transactions	1
Revenue and Expenditure by Fund Comparison with Charts	2-3
Summary of Revenues by Type (Source) Compared to Prior Year Budget	4
Summary of Revenues by Type (Source)	5
Summary of Revenues by Type - Charts	5A
Summary of Expenditures by Type (Use) Compared to Prior Year Budget	6
Summary of Expenditures by Type (Use)	7
Budget Summary - Expense by Program	8
Budget Summary & Detail by Fund.....	Pages 9 to 27

DUPAGE HIGH SCHOOL DISTRICT 88
ANNUAL BUDGET SUMMARY OF CASH TRANSACTIONS 2020-21

OPERATING FUNDS:	Beginning Balance 7/1/20 *	Budget Revenues	Transfers In	Total Available	Budget Expenditures	Rev - Exp	Transfers Out	Projected Balance 6/30/21 (a)
Educational	\$ 37,632,601	\$ 59,719,296		\$ 97,351,897	\$ 60,295,427	(\$576,131)	\$ 32,628	\$ 37,023,842
Operations & Maintenance	4,862,374	7,010,857		11,873,231	7,243,244	(\$232,387)		\$ 4,629,987
Transportation	2,432,974	3,312,134	370,000	6,115,108	4,167,482	(\$485,348)		\$ 1,947,626
IMR/Social Security/Medicare	1,710,279	2,327,351		4,037,630	2,145,000	\$182,351		\$ 1,892,630
Working Cash	8,974,033	66,478		9,040,511		66,478	\$ 1,370,000	\$ 7,670,511
Total Operating Funds	\$ 55,612,261	\$ 72,436,116	\$ 370,000	\$ 128,418,377	\$ 73,851,153	\$ (1,045,037)	\$ 1,402,628	\$ 53,164,596
Fund Balance Change								(\$2,447,665)
Less Working Cash Fund Transfer to Capital Projects {Non-Operating Fund}								1,000,000
Net Annual Change Operating Funds Only - (excluding Working Cash Transfer for capital projects/equipment) Surplus / (Deficit)								(\$1,447,665)
Less "Early Property Taxes"								(28,747,288)
Less Working Cash Bond Proceeds - Assigned Balance (to Capital Projects/Bus Replacement)								(\$3,000,000)
Adjusted Fund Balance = >>>								\$ 21,417,308
Fund Balance - Net of "Early Property Taxes" & Assigned Bond Proceeds as % of Budget =								29.0%
Restricted Funds:								
Debt Service Fund	6,191,578	10,651,922	32,628	16,876,128	10,782,597	(98,047)		\$6,093,531
Capital Projects	468,725	1,000	1,000,000	1,469,725	1,165,000	(164,000)		\$304,725
Fire Prevention & Safety	0	0		0	0	0		0
Total - All Funds (a)	\$ 62,272,564	\$ 83,089,038	\$ 1,402,628	\$ 146,764,230	\$ 85,798,750	\$ (1,307,084)	\$ 1,402,628	\$ 59,562,852
Net Annual Change in Cash								(\$2,709,712)

* Tentative Budget as of June, this is estimated balance according to existing budget until fiscal year closes, then pre-audit actual
(a) Balance includes June (early property tax revenue) that is restricted by Board of Education resolution to not be used for current year operations.

DUPAGE HIGH SCHOOL DISTRICT 88
SUMMARY OF 2020-21 TENTATIVE OPERATING BUDGET
REVENUE & EXPENSE BY FUND ¹

<u>FUND</u>	REVENUES	EXPENSES	
O P E R A T I O N S	EDUCATIONAL	\$ 59,719,296	\$ 60,295,427 81.64%
	OPERATIONS & MAINTENANCE	7,010,857	7,243,244 9.81%
	TRANSPORTATION	3,312,134	4,167,482 5.64%
	MUNICIPAL RETIREMENT (IMRF)	2,327,351	2,145,000 2.90%
	WORKING CASH	66,478	0 0.00%
	TOTAL OPERATING FUNDS WITH WORKING CASH	\$ 72,436,116	\$ 73,851,153 99.99%
O P E R A T I O N S - I N G	DEBT SERVICE	10,651,922	10,782,597
	CAPITAL PROJECTS	1,000	1,165,000
	FIRE PREVENTION & SAFETY	0	0
	TOTAL ALL FUNDS	\$ 83,089,038	\$ 85,798,750

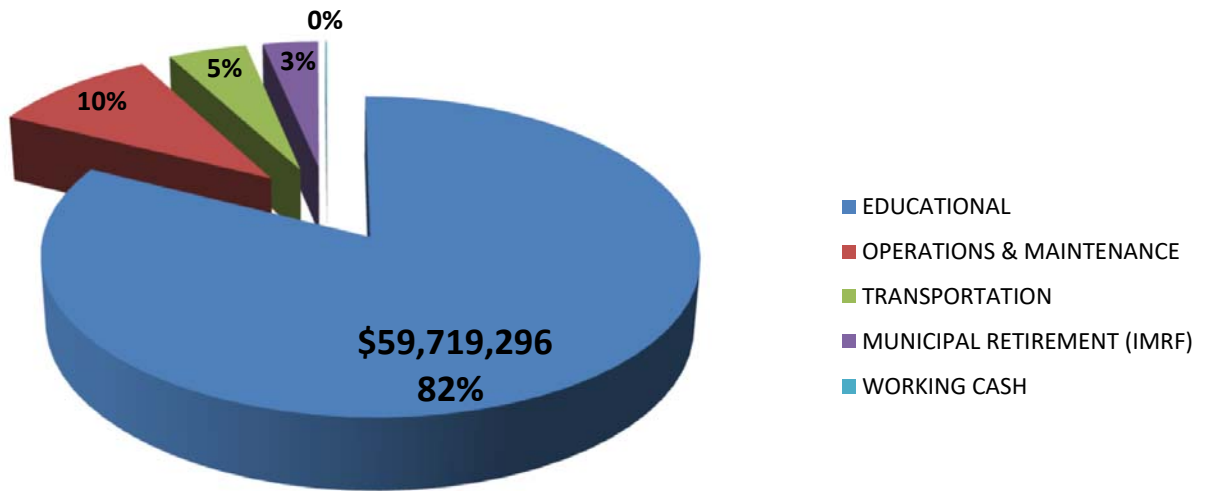
1 excludes Interfund Transfers

INTERFUND TRANSFERS

<u>From Educ. Fund</u>		\$32,628
To Debt Service Fund	\$32,628	
<u>From Working Cash Fund</u>		\$1,370,000
To Transportation Fund	\$370,000	
To Capital Projects Fund	\$1,000,000	

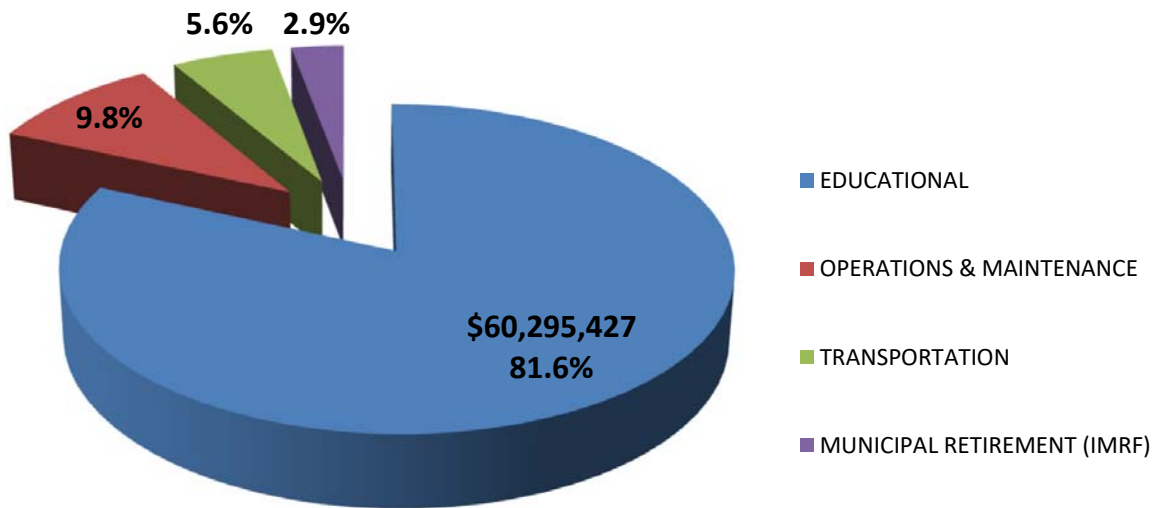
DUPAGE HIGH SCHOOL DISTRICT 88

**OPERATING REVENUE BUDGET
BY FUND - 2020-21**



TOTAL OPERATING REVENUE BUDGET = \$72,436,116

**OPERATING EXPENDITURE BUDGET
BY FUND - 2020-21**



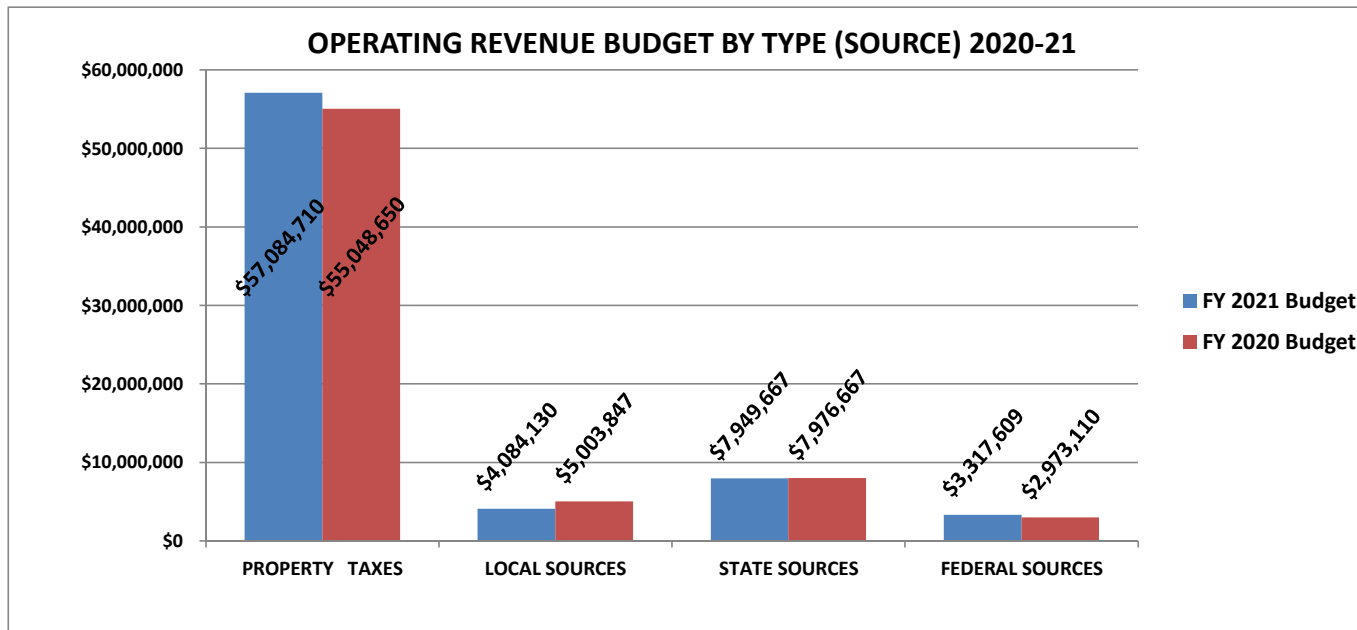
TOTAL OPERATING EXPENDITURE BUDGET = \$73,851,153

DUPAGE HIGH SCHOOL DISTRICT 88

**SUMMARY OF 2020-21 OPERATING BUDGET REVENUES BY TYPE (SOURCE)¹
COMPARED TO PRIOR FISCAL YEAR**

<u>FUND</u>	<u>PROPERTY TAXES</u>	<u>LOCAL SOURCES</u>	<u>STATE SOURCES</u>	<u>FEDERAL SOURCES</u>	<u>ALL SOURCES</u>	
O P E R A T I O N S	EDUCATION	\$46,109,924	\$3,562,096	\$6,729,667	\$3,317,609	\$59,719,296
	OPERATIONS & MAINTENANCE	6,732,857	278,000	0	0	7,010,857
	TRANSPORTATION	2,038,134	54,000	1,220,000		3,312,134
	MUNICIPAL RETIREMENT	2,192,317	135,034			2,327,351
	WORKING CASH	11,478	55,000			66,478
	TOTAL OPERATING FUNDS	\$57,084,710	\$4,084,130	\$7,949,667	\$3,317,609	\$72,436,116
FY 2020 BUDGET	\$55,048,650	\$5,003,847	\$7,976,667	\$2,973,110	\$71,002,274	
DIFFERENCE	\$2,036,060	(\$919,717)	(\$27,000)	\$344,499	\$1,433,842	
PERCENT CHANGE	3.70%	-18.38%	-0.34%	11.59%	2.02%	

¹ excludes Interfund Transfers

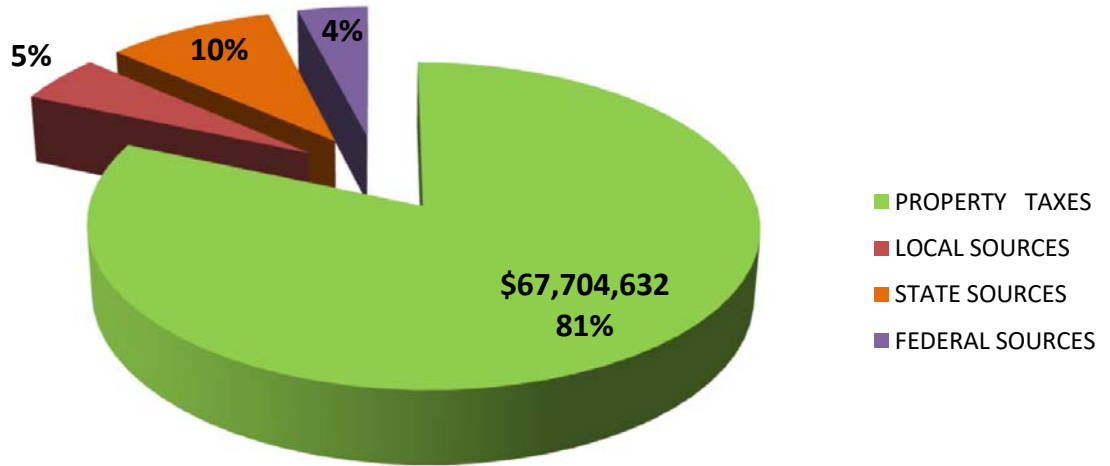


DUPAGE HIGH SCHOOL DISTRICT 88
TENTATIVE ALL FUNDS BUDGET 2020-21
SUMMARY OF REVENUES BY TYPE (SOURCE) 1

<u>FUND</u>		<u>PROPERTY TAXES</u>	<u>LOCAL SOURCES</u>	<u>STATE SOURCES</u>	<u>FEDERAL SOURCES</u>	<u>ALL SOURCES</u>
O P E R A T I O N I N G	EDUCATION	\$46,109,924	\$3,562,096	\$6,729,667	\$3,317,609	\$59,719,296
	OPERATIONS & MAINTENANCE	6,732,857	278,000	0	0	\$7,010,857
	TRANSPORTATION	2,038,134	54,000	1,220,000		3,312,134
	MUNICIPAL RETIREMENT	2,192,317	135,034			2,327,351
	WORKING CASH	11,478	55,000			66,478
TOTAL OPERATING FUNDS		\$57,084,710	\$4,084,130	\$7,949,667	\$3,317,609	\$72,436,116
O P E R A T I O N I N G	DEBT SERVICE	10,619,922	32,000			10,651,922
	CAPITAL PROJECTS		1,000			1,000
	FIRE PREVENTION & SAFETY					0
	TOTAL ALL FUNDS	<u>\$67,704,632</u>	<u>\$4,117,130</u>	<u>\$7,949,667</u>	<u>\$3,317,609</u>	<u>\$83,089,038</u>

1 Excludes Interfund Transfers

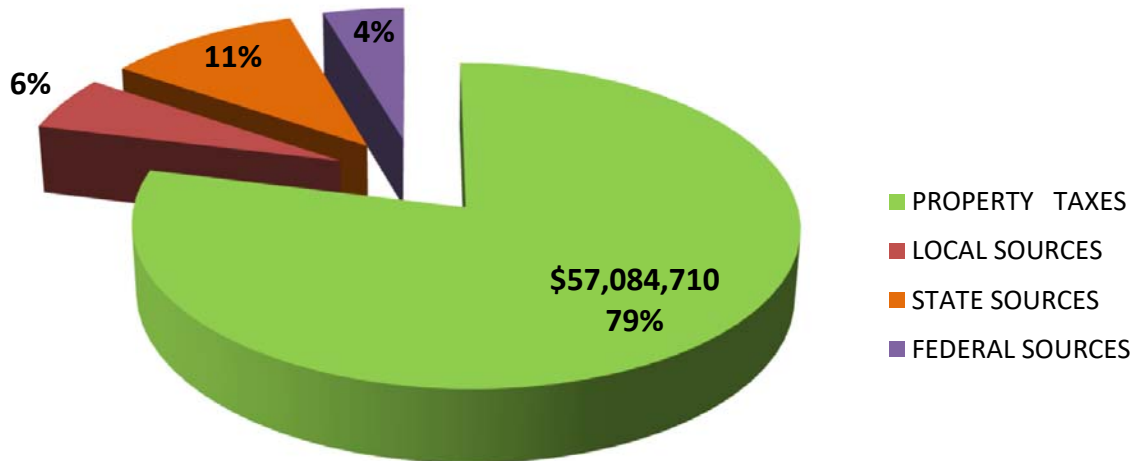
TOTAL REVENUE BUDGET BY TYPE (SOURCE) 2020-21



TOTAL REVENUE BUDGET = \$83,089,038

includes Debt Service, Capital Projects and Health/Life Safety

OPERATING REVENUE BUDGET BY TYPE (SOURCE) 2020-21



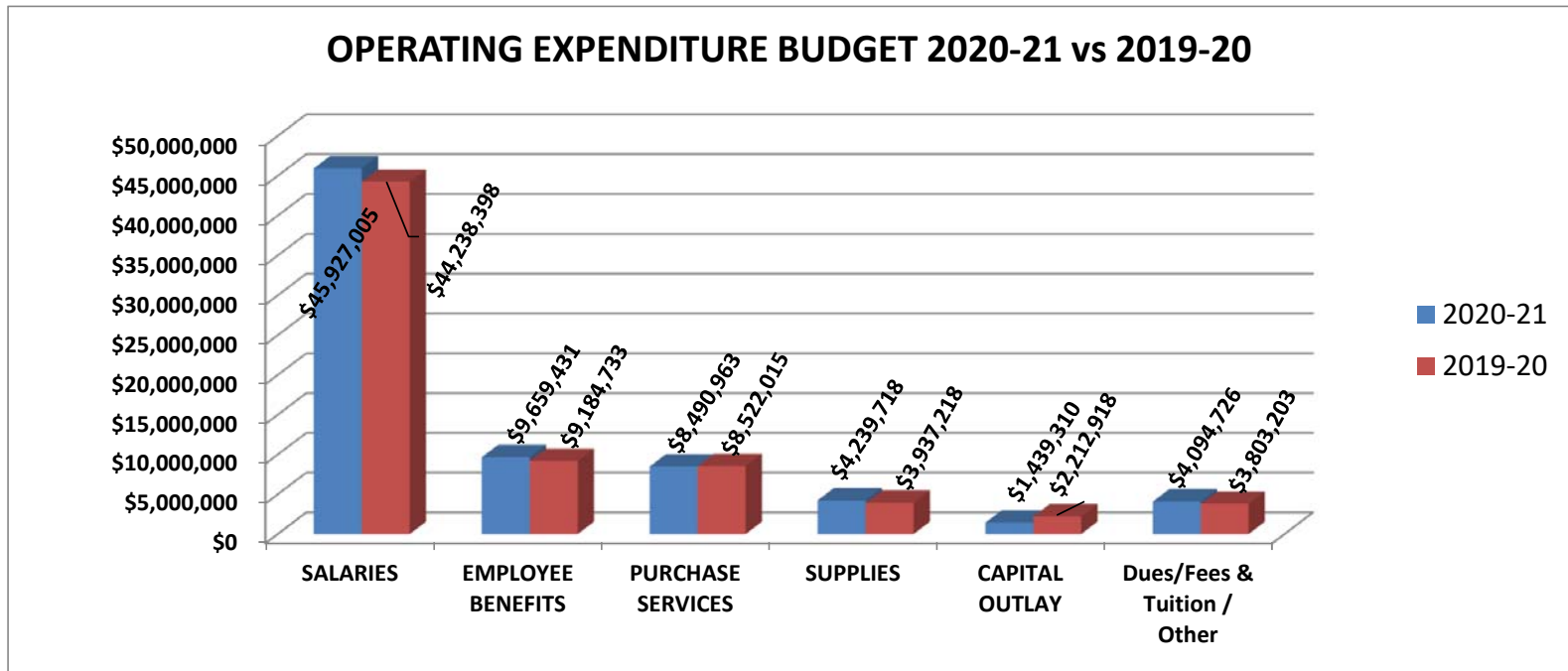
OPERATING REVENUE BUDGET = \$72,346,116

DUPAGE HIGH SCHOOL DISTRICT 88
SUMMARY OF 2020-21 OPERATING BUDGET EXPENDITURES BY TYPE (USE)
COMPARED TO PRIOR FISCAL YEAR ¹

FUND	SALARIES	EMPLOYEE BENEFITS	PURCHASE SERVICES	SUPPLIES	CAPITAL OUTLAY	DUES/FEES & TUITION / OTHER	<u>TOTAL</u>
EDUCATIONAL	\$42,692,005	\$6,792,053	\$4,111,177	\$2,163,348	\$442,118	4,094,726	\$60,295,427
OPER. & MAINTENANCE	3,235,000	722,378	792,304	1,866,370	627,192		\$7,243,244
TRANSPORTATION			3,587,482	210,000	370,000		\$4,167,482
MUNICIPAL RETIREMENT		2,145,000					\$2,145,000
TOTAL OPERATING FUNDS	\$45,927,005	\$9,659,431	\$8,490,963	\$4,239,718	\$1,439,310	\$4,094,726	\$73,851,153
FY 2020 BUDGET	\$44,238,398	\$9,184,733	\$8,522,015	\$3,937,218	\$2,212,918	\$3,803,203	\$71,898,485
DIFFERENCE	\$1,688,607	\$474,698	(\$31,052)	\$302,500	(\$773,608)	\$291,523	\$1,952,668
PERCENT CHANGE	3.82%	5.17%	-0.36%	7.68%	-34.96%	7.67%	2.72%

OPERATING

¹ excludes Interfund Transfers

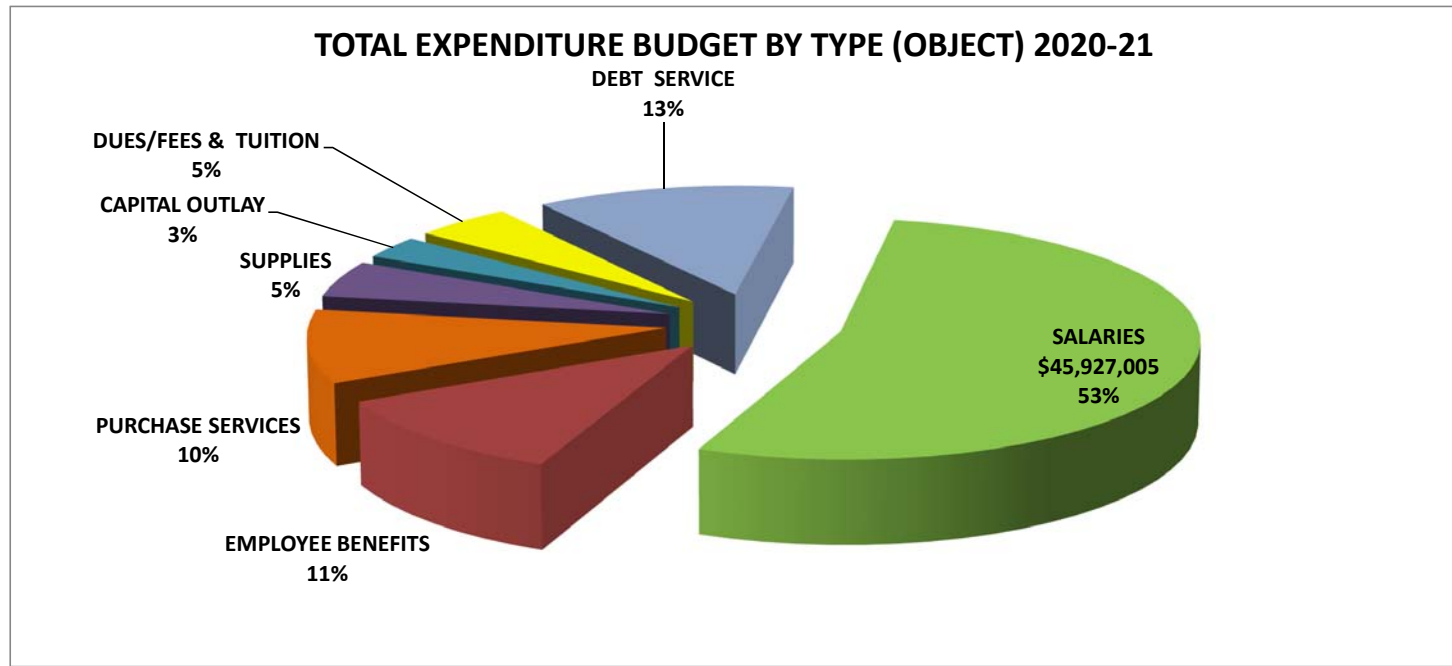


DUPAGE HIGH SCHOOL DISTRICT 88

SUMMARY OF EXPENSES BY TYPE (OBJECT) ALL FUNDS BUDGET ¹

FUND	SALARIES	EMPLOYEE BENEFITS	PURCHASE SERVICES	SUPPLIES	CAPITAL OUTLAY	DUES/FEES & TUITION	DEBT SERVICE	TOTAL
OPERATING								
EDUCATIONAL	\$42,692,005	\$6,792,053	\$4,111,177	\$2,163,348	\$442,118	\$4,094,726		\$60,295,427
OPER. & MAINTENANCE	3,235,000	722,378	792,304	1,866,370	627,192	0		\$7,243,244
TRANSPORTATION	0	0	3,587,482	210,000	370,000			\$4,167,482
MUNICIPAL RETIREMENT		2,145,000						\$2,145,000
TOTAL OPERATING FUNDS	\$45,927,005	\$9,659,431	\$8,490,963	\$4,239,718	\$1,439,310	\$4,094,726		\$73,851,153
NON-OPERATING								
DEBT SERVICE							10,782,597	\$10,782,597
CAPITAL PROJECTS					1,165,000			1,165,000
FIRE PREVENTION & SAFETY								0
TOTAL ALL FUNDS	\$45,927,005	\$9,659,431	\$8,490,963	\$4,239,718	\$2,604,310	\$4,094,726	\$10,782,597	\$85,798,750

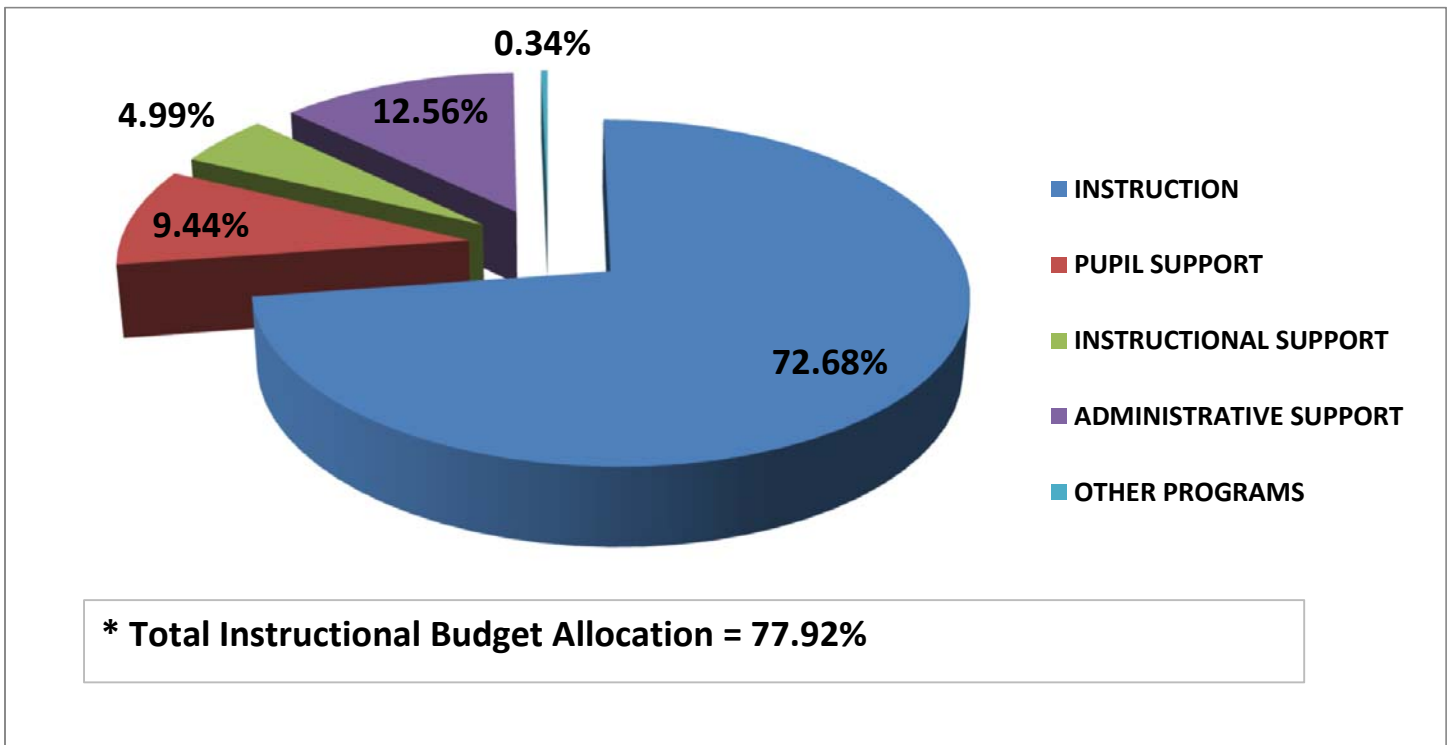
¹ excludes Interfund Transfers



DUPAGE HIGH SCHOOL DISTRICT 88
TENTATIVE BUDGET SUMMARY 2020-21
EXPENSE BY PROGRAM - EDUCATION FUND

<u>PROGRAM</u>	<u>BUDGET ¹</u>	<u>PERCENT OF BUDGET</u>
INSTRUCTION	\$43,820,744	72.68% *
PUPIL SUPPORT	\$5,692,202	9.44%
INSTRUCTIONAL SUPPORT	\$3,009,501	4.99% *
ADMINISTRATIVE SUPPORT	\$7,570,564	12.56%
OTHER PROGRAMS	<u>\$202,416</u>	<u>0.34%</u>
TOTAL EDUCATION FUND BUDGET ¹	<u>\$60,295,427</u>	<u>100.00%</u>

¹ excludes Interfund Transfers



EDUCATIONAL FUND {pages 1 to 16}

<u>REVENUE BUDGET</u>	<u>Final Budget</u>	<u>Tentative Budget</u>	<u>Change</u>	
	<u>2019-20</u>	<u>2020-21</u>	\$	%
<u>PROPERTY TAX</u>				
Back Taxes (Prior Levies) expected to be received during the current year	\$ 2,000	\$ 2,000		
Current Year Property Tax	21,877,894	22,589,116		
Next Year (Early) Property Tax	22,105,145	22,772,756		
Current Year Property Tax, Special Education	374,359	370,387		
Next Year (Early) Property Tax, Special Education	<u>362,249</u>	<u>375,665</u>		
Total Property Tax Revenue	\$ 44,721,647	\$ 46,109,924	\$ 1,388,277	3.10%
Corporate Personal Property Replacement Tax	1,711,682	1,369,346	(342,336)	-20.00%
Tuition (Summer School + SAT Test Prep)	45,000	45,000	-	0.00%
Investment Earnings	700,000	280,000	(420,000)	-60.00%
Food Services	441,000	441,000	-	0.00%
Total - Pupil Activities	527,181	548,750	21,569	4.09%
Textbooks	276,000	400,000	124,000	44.93%
Driver Education	83,000	85,000	2,000	2.41%
Parking Fee	93,000	93,000		
Insurance Employee Payments - retirement, Leaves etc.	250,000	250,000		
Other (Dr. Ed. Other Public Districts etc)	<u>70,150</u>	<u>50,000</u>	(20,150)	-28.72%
TOTAL LOCAL SOURCES	<u>\$ 48,918,660</u>	<u>\$ 49,672,020</u>	\$ 753,360	1.54%

REVENUE BUDGET (cont'd)

	Final Budget 2019-20	Tentative Budget 2020-21	Change	
			\$	%
STATE SOURCES				
State Aid - Evidence Based Funding Model	\$ 6,025,736	\$ 6,000,736	\$ (25,000)	-0.4%
Special Education State Aid - Categorical	510,000	510,000	-	0.0%
Career and Technology Education Grant	71,031	71,031	-	0.0%
Driver Education	135,000	135,000	-	0.0%
State Lunch	12,000	10,000	(2,000)	-16.7%
Library Grant	2,900	2,900	-	
TOTAL STATE SOURCES	\$ 6,756,667	\$ 6,729,667	\$ (27,000)	-0.4%
FEDERAL SOURCES				
Federal Lunch/Breakfast	761,000	761,000	\$ -	0.0%
Medicaid Reimbursement	230,000	230,000	-	0.0%
CARES Act {COVID-19}		432,232		
IASA Title I Low Income	700,000	700,000	-	0.0%
IASA Title II (Dwight D. Eisenhower Prof. Dev. Program)	100,000	100,000	-	0.0%
IASA Title III (Limited English Proficiency)	30,000	30,000	-	0.0%
IASA Title IV	2,000	2,000	-	
IDEA B Flow Through	900,000	900,000	-	0.0%
IDEA Room & Board			-	
Immigration Educ. Program	7,744	7,744	-	
Dept. of Rehabilitation Services (DORS)	56,229	100,000		
Carl Perkins Vocational	54,633	54,633	-	0.0%
TOTAL FEDERAL SOURCES	\$ 2,841,606	\$ 3,317,609	\$ 476,003	16.8%
PERMANENT TRANSFER				
Interest from Other Funds	-	-	-	
TOTAL REVENUES AVAILABLE	\$ 58,516,933	\$ 59,719,296	\$ 1,202,363	2.1%

EXPENDITURE BUDGET

	Final Budget 2019-20	Tentative Budget 2020-21	Change	
			\$	%
INSTRUCTION				
Regular Programs				
Salaries	18,636,150	\$ 19,441,906	\$ 805,756	4.3%
Benefits	3,451,350	3,625,358	174,008	5.0%
Purchased Services	576,218	520,935	(55,283)	-9.6%
Supplies	712,100	985,842	273,742	38.4%
Capital Outlay	786,000	298,000	(488,000)	-62.1%
Other	32,000	32,000	-	-
	\$ 24,193,818	\$ 24,904,041	\$ 710,223	2.9%
Special Education Programs				
Salaries	5,629,600	\$ 5,925,687	296,087	5.3%
Benefits	884,351	938,579	54,228	6.1%
Purchased Services	270,435	270,435	0	
Supplies	44,919	45,817	898	2.0%
Capital Outlay	1,000	1,000	0	
Tuition	3,484,663	3,717,203	232,540	6.7%
	\$ 10,314,968	\$ 10,898,721	\$ 583,753	5.7%
Title I Low Income Grant	\$ 325,959	\$ 275,959		0.0%
Vocational Program				
Salaries	\$ 2,065,166	\$ 2,154,456	89,290	4.3%
Benefits	266,150	282,471	16,321	6.1%
Purchased Services	63,689	63,689	0	0.0%
Supplies	125,901	128,419	2,518	2.0%
Capital Outlay	77,118	77,118		
Tuition	148,140	207,123	58,983	
	\$ 2,746,164	\$ 2,913,276	\$ 167,112	6.1%
Interscholastic Program				
Salaries	\$ 2,277,500	\$ 2,375,970	\$ 98,470	4.3%
Benefits	47,367	50,272	2,905	6.1%
Purchased Services	360,633	376,873	16,240	4.5%
Supplies	106,120	108,242	2,122	2.0%
Capital Outlay	-	-		
	\$ 2,791,620	\$ 2,911,357	\$ 119,737	4.3%

EXPENDITURE BUDGET (cont'd)

	Final Budget 2019-20	Tentative Budget 2020-21	Change	
			\$	%
Summer School Program				
Salaries	\$ 115,500	\$ 120,494	\$ 4,994	4.3%
Benefits	-	-		
Purchased Services	-	-		
Supplies	1,600	1,600	0	0.0%
Capital Outlay	-	-		
	\$ 117,100	\$ 122,094	\$ 4,994	4.3%
Driver Education Program				
Salaries	\$ 210,000	\$ 219,080		
Benefits	\$ 391	\$ 415		
Purchased Services	\$ 5,200	\$ 5,200		
Supplies	\$ 9,000	9,180		
Capital Outlay		\$ -		
	\$ 224,591	\$ 233,875	\$ 9,284	4.1%
Bilingual Education Program				
Salaries	\$ 185,719	\$ 193,749	8,030	4.3%
Benefits	\$ -	\$ 7,518		
Purchased Services	\$ -	\$ -	0	
Supplies	\$ 6,481	6,611	130	2.0%
Capital Outlay	-	-		
	\$ 192,200	\$ 207,878	\$ 15,678	8.2%
Alternative School Program				
Salaries	\$ 979,200	\$ 1,021,537	42,337	4.3%
Benefits	204,400	216,934	12,534	6.1%
Purchased Services	-	-		
Supplies	3,600	3,672	72	2.0%
Capital Outlay	-	-		
Tuition	111,400	111,400	0	0.0%
	\$ 1,298,600	\$ 1,353,543	\$ 54,943	4.2%
TOTAL INSTRUCTION	\$ 42,205,020	\$ 43,820,744	\$ 1,615,724	3.8%

EXPENDITURE BUDGET (cont'd)

	Final Budget		Tentative Budget		Change	
	2019-20	2020-21			\$	%
SUPPORT SERVICES						
Support Services - Pupil						
Salaries	\$ 4,381,210	\$ 4,570,637	\$ 189,427		4.3%	
Benefits	675,813	717,255	\$ 41,442		6.1%	
Purchased Services	364,000	363,000	\$ (1,000)		-0.3%	
Supplies	40,500	41,310	\$ 810		2.0%	
Capital Outlay	-	-				
	\$ 5,461,523	\$ 5,692,202	\$ 230,679		4.22%	
Support Services - Instructional Staff						
Salaries	\$ 962,185	\$ 1,003,786	\$ 41,601		4.3%	
Benefits	184,541	195,857	11,316		6.1%	
Purchased Services	318,790	318,790	0		0.0%	
Supplies	149,500	152,490	2,990		2.0%	
Capital Outlay	12,000	-				
	\$ 1,627,016	\$ 1,670,923	\$ 43,907		2.70%	
Support Services - General Administration						
Salaries	\$ 544,853	\$ 568,411	\$ 23,558		4.32%	
Benefits	54,370	57,704	3,334		6.13%	
Purchased Services	272,332	270,200	(2,132)		-0.78%	
Purchased Services - Insurance	515,000	602,054	87,054		-	
Supplies	27,000	25,000	(2,000)		-7.41%	
Capital Outlay	-	-				
	\$ 1,413,555	\$ 1,523,369	\$ 109,814		7.77%	
Support Services- School Administration						
Salaries	\$ 3,107,637	\$ 3,241,999	134,362		4.32%	
Benefits	291,325	309,189	17,864		6.13%	
Purchased Services	78,507	78,507	0		0.00%	
Supplies	358,722	365,896	7,174		-	
Capital Outlay	16,000	26,000	10,000		1	
	\$ 3,852,191	\$ 4,021,591	\$ 169,400		4.40%	

General Admin. Purch. Services
Includes:
Board of Ed. \$5,000
Supt. Office \$20,500
Advertising \$2,500 Other \$45,000
Legal \$110,000 Marketing \$3,000
Audit/Actuary \$28,700 Postage
\$20,000 Pub. Rel.-\$3,000, Treasurer
Bond \$14,500

General Admin. Purch. Services-
Insurance:
Property, Liability, flood and fraud
insurance = \$266,054
Workers Compensation = \$306,000
Unemployment - \$30,000

EXPENDITURE BUDGET (cont'd)

	Final Budget		Change	
	2019-20	2020-21	\$	%
Support Services - Business				
Salaries	\$ 784,674	\$ 818,079	33,405	4.3%
Benefits	150,287	159,503	9,216	6.1%
Purchased Services	969,092	969,092	0	0.0%
Supplies	21,500	21,930	430	2.0%
Capital Outlay	30,000	30,000	0	
Other - Lease	27,000	27,000	0	0.0%
	\$ 1,982,553	\$ 2,025,604	\$ 43,051	2.2%
Support Services - Central				
Salaries	\$ 923,000	\$ 892,817	(30,183)	-3.3%
Benefits	193,043	204,881	11,838	6.1%
Purchased Services	184,000	184,000	0	0.0%
Supplies	44,000	46,880	2,880	6.5%
Capital Outlay - Special Projects	10,000	10,000	-	-
	\$ 1,354,043	\$ 1,338,578	(15,465)	-1.1%
TOTAL SUPPORT	\$ 15,690,881	\$ 16,272,267	\$ 581,386	3.7%
	\$ -			
Community Services (3000 & 3700) Grants				
Salaries	\$ 137,453	143,397	5,944	4.3%
Benefits	\$ 31,692	26,117		
Purchased Services	\$ 172,027	\$ 32,902	(139,125)	-80.9%
TOTAL COMMUNITY SERVICES (GRANTS)	\$ 341,172	\$ 202,416	(138,756)	-40.7%
<i>Transfer to Debt Service - Capital Lease Payment</i>	<i>46,400</i>	<i>32,628</i>		<i>0.0%</i>
<i>Contingency/Other Function 6000</i>	<i>-</i>	<i>-</i>	<i>0</i>	<i>#DIV/0!</i>
	\$ 46,400	\$ 32,628		
TOTAL EXPENDITURES EDUCATION FUND	\$ 58,283,473	\$ 60,328,055	\$ 2,044,582	3.5%

TECHNOLOGY (informational purposes only)

	Final Budget 2019-20	Tentative Budget 2020-21	Change	
			\$	%
Purchase Service (software licensing, repairs etc.)	415,000	359,717	(55,283)	-13.3%
Supplies	125,500	385,000	259,500	206.8%
Capital Equipment	718,000	229,685	(488,315)	-68.0%
TOTAL EXPENDITURE BUDGET	<u>\$1,258,500</u>	<u>\$974,402</u>	(\$284,098)	-22.6%

Note: for 2020-21 moved Chromebook computer equipment from Capital to Supplies per Auditors due to low cost also declining resources due to 100% investment in 2019-20 for 1 to 1 computer program for all students

**EDUCATIONAL FUND
RECAP**

BALANCE, JULY 1, 2020 (Pre-Audit)		\$ 37,632,601
<u>REVENUE BUDGET</u>		
Local Sources (includes 50.2% of Current Year Taxes and 49.3% of Next Year Taxes)	\$ 49,672,020	
State Sources	6,729,667	
Federal Sources	3,317,609	
Interest from Other Funds	<u>-</u>	
TOTAL REVENUE BUDGET		<u>59,719,296</u>
TOTAL AMOUNT AVAILABLE		\$ 97,351,897
<u>EXPENDITURE BUDGET</u>		
Expenditures for Operations		<u>60,295,427</u>
<u>OTHER FINANCIAL USES:</u>		
Transfer to Debt Service Fund for Capital Lease		(\$32,628)
PROJECTED FUND BALANCE JUNE 30, 2020		\$ 37,023,842
<hr/>		
Revenues for Operations	\$ 59,719,296	
Expenditures for Operations *	60,328,055	
Annual Operating Balance (Deficit)		<u><u>(\$608,759)</u></u>

* includes transfer

OPERATIONS & MAINTENANCE FUND

	<u>Final Budget 2019-20</u>	<u>Tentative Budget 2020-21</u>	<u>Change</u>	
			\$	%
<u>REVENUE BUDGET</u>				
<u>LOCAL SOURCES</u>				
PROPERTY TAXES				
Back Taxes (Prior Levies)	\$ -			
Current Year Property Tax	3,143,703	3,361,301		
Next Year (Early) Property Tax	<u>3,288,306</u>	<u>3,371,556</u>		
TOTAL PROPERTY TAX	\$ 6,432,009	\$ 6,732,857	300,848	4.68%
Investment Earnings	90,000	36,000	54,000	-60.00%
E-Rate Program	30,000	30,000	-	
Other Local Revenues	<u>250,000</u>	<u>212,000</u>	(38,000)	
TOTAL LOCAL SOURCES	\$ 6,802,009	\$ 7,010,857	208,848	3.07%
<u>STATE & FEDERAL SOURCES</u>				
Other State revenues		\$ -	0	
Federal - FEMA COVID-19		\$ 100,000		
Other Federal revenues	131,504	-		
TOTAL REVENUES AVAILABLE	\$ 6,802,009	\$ 7,010,857	208,848	3.07%

OPERATIONS & MAINTENANCE FUND

EXPENDITURE BUDGET

	Final Budget 2019-20	Tentative Budget 2020-21	Change	
			\$	%
Support Services:				
Salaries	\$ 3,248,551	\$ 3,235,000	\$ (13,551)	-0.42%
Benefits	680,640	722,378	41,738	6.13%
Purchased Services	675,784	792,304	116,520	17.24%
Supplies	428,116	436,088	7,972	1.86%
Supplies/Utilities { Electricity + Natural Gas}	1,429,700	1,430,282	582	0.04%
Capital Outlay - Building Imprv 42254	530,000	452,192	(77,808)	-14.68%
Capital Outlay - Building Projects	805,800	522,192	(283,608)	-35.20%
Capital Outlay - Equipment, Furniture etc.	910,800	627,192	(283,608)	-31.14%
	-	-		
Other	-	-		
TOTAL SUPPORT	\$ 7,373,591	\$ 7,243,244	\$ (130,347)	-1.77%
OTHER FINANCIAL USES:	\$ -			
Transfer to Other Funds		\$ -		
Permanent Transfer of Interest		\$ -		
TOTAL EXPENDITURE BUDGET	\$ 7,373,591	\$ 7,243,244	\$ (130,347)	-1.77%

UTILITY EXPENSE DETAIL {Information Only}

Telephone/Internet Services	\$80,000	\$85,000	5,000	6.25%
Water / Sewer Services	\$175,000	\$183,750	8,750	5.00%
Refuse Services	\$61,000	\$61,610	610	1.00%
Electricity Service	\$1,213,000	\$1,213,000	-	0.00%
Natural Gas (heating) Service	\$216,700	\$217,282	582	0.27%
Total	\$1,745,700	\$1,760,642	14,942	0.86%

**OPERATIONS & MAINTENANCE FUND
RECAP**

BALANCE, JULY 1, 2020 (Pre-Audit) **\$ 4,862,374**

REVENUE BUDGET

Local Sources (includes 50.2% of Current Year Taxes
and 49.3% of Next Year Taxes)

TOTAL PROPERTY TAX	\$	6,732,857
Investment Earnings		36,000
E-Rate Funding		30,000
Other Local Sources		212,000
State & Federal Sources		-
		-
	\$	7,010,857

TOTAL REVENUE BUDGET 7,010,857

TOTAL AMOUNT AVAILABLE **\$ 11,873,231**

EXPENDITURE BUDGET

Total Support Expenditures	\$	7,243,244
Permanent Transfer of Interest		-
Transfer to Other Funds		-
		-
	\$	7,243,244

TOTAL EXPENDITURE BUDGET **\$ 7,243,244**

Other Financing Sources: Transfer of Fund Balance to Capital Projects -

PROJECTED FUND BALANCE JUNE 30, 2020 **\$ 4,629,987**

Revenues for Operations	\$	7,010,857
Annual Expenditures		
(excluding Building Improvement Projects)		6,791,052
Annual Operational Balance (Surplus/Deficit) excluding Bldg. Proj.	\$	219,805
 Building Improvement Projects	 \$	 452,192
 Annual Operating Surplus / (Deficit)	 \$	 (232,387)

DEBT SERVICE FUND

	<u>Final Budget 2019-20</u>	<u>Tentative Budget 2020-21</u>	<u>Change</u>	
			\$	%
BALANCE, JULY 1, 20xx	\$ 6,244,393	\$ 6,191,578		
<u>REVENUE BUDGET</u>				
Local Sources:				
Back Taxes (Prior Levies) expected to be received during the current year	\$ -	\$ -		
Current Year Property Taxes	5,395,616	5,460,357		
Next Year (Early) Property Tax	5,187,886	5,159,565		
Investment Earnings	<u>80,000</u>	<u>32,000</u>	(48,000)	-60.00%
	10,663,502	10,651,922		
<u>OTHER FINANCIAL SOURCES:</u>				
Bond Refunding Proceeds				
Transfer from Educ. Fund {Capital Lease}	46,400	32,628		
TOTAL REVENUE BUDGET	\$ 10,709,902	\$ 10,684,550	(25,352)	-0.24%
TOTAL AMOUNT AVAILABLE	\$ 16,954,295	\$ 16,876,128	(78,167)	-0.46%
<u>EXPENDITURE BUDGET</u>				
Principal Expense	\$ 7,365,000	\$ 7,680,000	315,000	4.28%
Interest Expense	3,349,467	3,065,969	(283,498)	-8.46%
Principal Expense - Series 2005 Refunding				
Interest Expense - Series 2005 Refunding				
Capital Lease - Principal	43,100	31,622		
Capital Lease - Interest	3,300	1,006		
Other Fees - Bond Refunding and Issuance				
Other Fees (bond registrar/agent, annual filing etc)	<u>1,850</u>	<u>4,000</u>	2,150	116.22%
TOTAL	\$ 10,762,717	\$ 10,782,597	19,880	0.18%
<u>OTHER FINANCIAL USES:</u>				
Escrow for Refunding				
Transfer to Other Funds				
Permanent Transfer of Interest	<u>-</u>	<u>-</u>		
TOTAL EXPENDITURE BUDGET	\$ 10,762,717	\$ 10,782,597	\$ 19,880	0.18%
Annual Operating Balance	\$ 6,191,578	\$ 6,093,531	\$ (98,047)	-1.58%

TRANSPORTATION FUND

	<u>Final Budget 2019-20</u>	<u>Tentative Budget 2020-21</u>	Change	
			\$	%
<u>REVENUE BUDGET</u>				
<u>LOCAL SOURCES</u>				
PROPERTY TAX REVENUE				
Back Taxes (Prior Levies)	\$ -	\$ -		
Current Year Property Tax	999,811	890,763		
Next Year (Early) Property Tax	870,378	1,147,371		
TOTAL PROPERTY TAX REVENUE	\$ 1,870,189	\$ 2,038,134		
Investment Earnings	60,000	24,000		
Other Revenue (Other Districts Homeless Reimb.)	85,000	30,000		
TOTAL LOCAL SOURCES	\$ 2,015,189	\$ 2,092,134	\$ 76,945	3.82%
<u>STATE SOURCES</u>				
Regular/Vocational Transportation	\$ 120,000	\$ 120,000	\$ -	0.00%
Special Education Transportation	1,100,000	1,100,000	-	0.00%
TOTAL STATE SOURCES	\$ 1,220,000	\$ 1,220,000	\$ -	0.00%
<u>OTHER FINANCIAL SOURCES:</u>				
Transfer from Working Cash Fund	\$ 370,000	\$ 370,000	\$ -	0.00%
TOTAL REVENUES AVAILABLE	\$ 3,605,189	\$ 3,682,134	\$ 76,945	2.13%

TRANSPORTATION FUND

	<u>Final Budget 2019-20</u>	<u>Tentative Budget 2020-21</u>	<u>Change</u>	
			\$	%
<u>EXPENDITURE BUDGET</u>				
<u>INSTRUCTIONAL SUPPORT SERVICES</u>				
Contract Service - Regular Routes/Summer School	1,160,000	1,194,800	34,800	3.00%
Lease Contract	-	-		
Contract Service - Homeless	185,000	138,750	(46,250)	-25.00%
Insurance	275,000	252,000	(23,000)	-8.36%
Academic Program - Field Trips	70,000	72,100	2,100	3.00%
Contract Service - Special Education	1,656,336	1,627,126	(29,210)	-1.76%
Purchase Services	3,640,808	3,587,482	(53,326)	-1.46%
Supplies - Fuel	208,000	210,000	2,000	0.96%
Capital Outlay	370,000	370,000		
TOTAL	\$ 4,218,808	\$ 4,167,482	\$ (51,326)	-1.22%
<u>OTHER FINANCIAL USES:</u>				
Transfer to Other Funds				
Permanent Transfer of Interest	-	-		
TOTAL EXPENDITURE BUDGET	\$ 4,218,808	\$ 4,167,482	\$ (51,326)	-1.22%

**TRANSPORTATION FUND
RECAP**

BALANCE, JULY 1, 2020 (Pre-Audit)		\$ 2,432,974
<u>REVENUE BUDGET</u>		
Local Sources (includes 50.2% of Current Year Taxes and 49.3% of Next Year Taxes)	\$ 2,038,134	
Investment Earnings	24,000	
Other Local	30,000	
State Sources	<u>1,220,000</u>	\$ 3,312,134
<u>OTHER FINANCIAL SOURCES:</u>		
Transfer from Working Cash Fund		<u>\$ 370,000</u>
TOTAL REVENUE BUDGET		<u>\$ 3,682,134</u>
TOTAL AMOUNT AVAILABLE		\$ 6,115,108
<u>EXPENDITURE BUDGET</u>		
Instructional Support Services	\$ 4,167,482	
Transfer of Investment Earnings	<u>-</u>	
TOTAL EXPENDITURE BUDGET		<u>\$ 4,167,482</u>
PROJECTED FUND BALANCE JUNE 30, 2020		<u><u>\$ 1,947,626</u></u>

Revenue for Operations		\$ 3,682,134
Expenditure from Operations		<u>4,167,482</u>
Annual Operating Surplus / (Deficit)		<u><u>\$ (485,348)</u></u>

ILLINOIS MUNICIPAL RETIREMENT, SOCIAL SECURITY & MEDICARE

	Final Budget 2019-20	Tentative Budget 2020-21	Change	
			\$	%
BALANCE, JULY 1, 20xx	\$ 1,612,309	\$ 1,710,279		
<u>REVENUE BUDGET</u>				
Local Sources				
Back Taxes (2012 and Prior Levies) current year	\$ -	\$ -		
Current Year Property Taxes IMR	416,891	433,296		
Next Year (Early) Property Taxes IMR	423,132	439,643		
Current Year Property Taxes SOC. SEC. / MEDICARE	511,273	679,081		
Next Year (Early) Property Taxes SOC. SEC. / MEDICARE	663,853	640,297		
TOTAL PROPERTY TAX	\$ 2,015,149	\$ 2,192,317	177,168	8.79%
Corporate Personal Property Replacement Tax	123,834	123,834	0	
Investment Earnings	28,000	11,200	(16,800)	-60.00%
TOTAL REVENUE BUDGET	\$ 2,166,983	\$ 2,327,351	160,368	7.40%
Other Financing Sources: Transfer from Working Cash Fund				
TOTAL AMOUNT AVAILABLE	\$ 3,779,292	\$ 4,037,630	258,338	6.84%
<u>EXPENDITURE BUDGET</u>				
Expenditures for Pension & Medicare	\$ 2,069,013	\$ 2,145,000	75,987	3.67%
PROJECTED FUND BALANCE JUNE 30, 2020	\$ 1,710,279	\$ 1,892,630	182,351	10.66%
<hr/>				
Revenue for Operations	\$ 2,166,983	\$ 2,327,351		
Expenditure for Operations	\$ 2,069,013	\$ 2,145,000		
Annual Operating Surplus / (Deficit)	\$97,970	\$182,351		

CAPITAL PROJECTS FUND

	<u>Final Budget 2019-20</u>	<u>Tentative Budget 2020-21</u>	<u>Change</u>	
	\$	\$	\$	%
BALANCE, JULY 1, 2020 (Pre-Audit)	\$ 406,725	\$ 468,725		
<u>REVENUE BUDGET</u>				
Investment Earnings	7,000	1,000		
Other Revenue - E Rate funding for Category 2 Equip.	20,000	-		
OTHER FINANCIAL SOURCES:				
Transfers from Working Cash Fund	<u>1,000,000</u>	<u>1,000,000</u>		
TOTAL REVENUE BUDGET	<u>\$ 1,027,000</u>	<u>\$ 1,001,000</u>		
TOTAL AMOUNT AVAILABLE	\$ 1,433,725	\$ 1,469,725	36,000	2.51%
<u>EXPENDITURE BUDGET</u>				
Building Improvement Projects	\$ 900,000	\$ 1,100,000		
Architect Services	\$65,000	\$65,000		
Other-Prior Year Expenditures	<u>0</u>	<u>0</u>		
OTHER FINANCIAL USES:				
Transfer to Other Funds				
Permanent Transfer of Interest to Oper. & Maint. Fund	<u>-</u>	<u>-</u>		
TOTAL EXPENDITURE BUDGET	\$ 965,000	\$ 1,165,000	200,000	20.73%
PROJECTED FUND BALANCE JUNE 30, 2020	<u>\$ 468,725</u>	<u>\$ 304,725</u>		

WORKING CASH FUND

	<u>Final Budget</u> <u>2019-20</u>	<u>Tentative Budget</u> <u>2020-21</u>	<u>Change</u>	
			\$	%
BALANCE, JULY 1, 2020 (Pre-Audit)	\$ 10,194,377	\$ 8,974,033		
<u>REVENUE BUDGET</u>				
Current Year Property Tax	-	11,478		
Next Year (Early) Property Tax	9,656	-		
Bond Proceeds				
Investment Earnings	\$ 130,000	52,000		using 40%
Investment Earnings - Series 2018 WC Bonds	\$ 10,000	\$ 3,000		
TOTAL	\$ 149,656	\$ 66,478		
 TOTAL AMOUNT AVAILABLE	 \$ 10,344,033	 \$ 9,040,511	 (1,303,522)	 -12.60%
<u>EXPENDITURE BUDGET</u>				
OTHER FINANCIAL USES:				
TRANSFER TO OTHER FUNDS:				
Abatement to Other Funds	\$ 1,370,000	\$ 1,370,000	0	
Permanent Transfer Working Cash Interest	\$ -			
TOTAL EXPENDITURE BUDGET	\$ 1,370,000	\$ 1,370,000		
 PROJECTED BALANCE JUNE 30, 2018	 \$ 8,974,033	 \$ 7,670,511	 (1,303,522)	 -14.53%
<hr/>				
<u>Bond Proceeds 2018 Issue:</u>				
Balance - Assigned to Capital Projects Fund	\$ 3,000,000			
Balance - Assigned to Transportation Fund	\$ 1,000,000			
<u>Bond Proceeds 2015 Issue:</u>				
Balance - Assigned to Capital Projects Fund				
Balance - Assigned to Transportation Fund	\$ 665,000	\$ 349,000		

FIRE PREVENTION & SAFETY FUND

	Final Budget 2019-20	Change		
		Tentative Budget 2020-21	\$	%
BALANCE, JULY 1, 2020 (Pre-Audit)		\$	-	
<u>REVENUE BUDGET</u>				
Current Year Property Tax			-	
Next Year (Early) Property Tax			-	
Investment Earnings	\$ -	\$	-	
TOTAL REVENUE BUDGET	\$ -	\$	-	
TOTAL AMOUNT AVAILABLE	\$ -	\$	-	
TOTAL EXPENDITURE BUDGET			-	
PROJECTED FUND BALANCE JUNE 30, 2020	<u><u>\$ 0</u></u>	<u><u>\$</u></u>	<u><u>0</u></u>	