



Addison Trail High School

213 North Lombard Road

Addison, Illinois 60101-1999

Main Office: 630 628-3300

Fax: 630 628-0177

Web: www.dupage88.net

Dear Sophomore Honor Student:

Congratulations on your decision and determination to take English 10 honors. To help channel your intellectual energy over the summer and to prepare yourself for class, it is important for you to complete the following reading assignment. You will be expected to purchase and annotate the two books as instructed below and to write one essay.

We have selected Harper Lee's *To Kill a Mockingbird*, a story about growing up in a segregated society. The story takes place in the South during the Great Depression and is told through the eyes of a child as she grows up.

For the second book we are allowing you to choose from the following selections:

- ***The Other Wes Moore* by Wes Moore** examines the circumstances and choices of two men who have arrived at very different points in their lives; one is incarcerated for life, while the second grows up to become a respected government official. As you read this book, you will need to be careful to keep track of which Wes is featured.
- ***Stiff: The Curious Lives of Human Cadavers* by Mary Roach** is a scientific examination of cadavers over the centuries, and how they have been used in a variety of tests and experiments including the guillotine and crash tests.
- ***Into Thin Air* by John Krakauer** details the author's expedition to Mount Everest during the 1996 Mount Everest Disaster where eight climbers were killed and several other climbers were stranded.
- ***Educated: A Memoir* by Tara Westover** describes life of a young girl home schooled in a conservative Mormon family and her journey to achieving a doctorate from Oxford University. This memoir does detail some powerful examples of domestic abuse and uses racial slurs in one chapter.


Please annotate your books or use post-its to mark unfamiliar vocabulary (circle). You are also expected to make margin notes on the main characters and important developments in their lives, themes, connections to other literature or life, and, of course, ask questions. Questions may be parts that confuse you or questions for discussion. You will be expected to have both books ANNOTATED in class during the first week of school. See the attached handout for information on annotations. Do not use siblings' books. You must annotate with post it notes if it's a library book, but plan to keep through the first 3 weeks of school. Please, no e-books.


In addition to bringing your annotated books to class, you will be taking a reading test during the first week of school on *To Kill a Mockingbird*.


Over summer break, you are required to write a thematic essay response to the second book you chose. Your essay must be two typed pages, 12 point font, and double spaced. Please answer the questions: **What does the book mean and why does this book matter? In other words, what is the author's message?** Please include specific quotes or references to the book (please cite page number) to support your points. You will be required to submit an electronic version of your paper on www.turnitin.com. We will supply you with class codes on the first day of school.

We are looking forward to working with you in the fall, and we hope you will enjoy the summer selections. Should you have any questions, don't hesitate to email us. Have a safe and happy summer!

Sincerely,


Mr. Steven Bruns
sbruns@dupage88.net


Mrs. Jessica Clark
jclark@dupage88.net


Mrs. Anna McSweeney
amcsweeney@dupage88.net

Achieving The Highest Standards

Michael A. Bolden
Principal
(630) 628-3302
mbolden@dupage88.net

Courtney E. DeMent
Assistant Principal
(630) 628-3306
cdement@dupage88.net

Iridia Niewinski
Assistant Principal
(630) 628-3304
iniewinski@dupage88.net



How to Annotate

Mark Up A Book Your Book

One of the most effective ways to get the most out of a book is to mark it up. There is no standard way to mark up a text, but below are a few ways that students have found effective in marking up a book so that one can see the important points quickly, make it more memorable, and make it easy to pick up years later and re-acquaint oneself with the major concepts.

What Not To Do ⊗

- ⊗ Don't use a highlighter – Quality marking isn't done with a fat-tipped highlighter. You can't write, which is an important part of marking the text, with a large marker. Get yourself some fine point colored pens to do the job.
- ⊗ Don't mark large volumes of text – You want important points to stand out. Although we all know that everything can't be important, we often highlight all of the text on the page. You want to find the 20% of the text that is important and mark that.
- ⊗ Don't mark the obvious – Don't waste time marking up things that are already in your knowledge-base or skillset. If you already know it, you don't need to mark it.

What To Do ✓

- ✓ Mark the text with a pencil, pen, or, even better, colored fine-tipped pens – Remember, you are not highlighting, you are writing.
- ✓ Use codes – Flag text with codes (e.g., Question marks to indicate disagreement, Exclamation marks to note agreement or to flag a strong statement, triangles to indicate a change in thinking, or a star for the topic sentence).
- ✓ Write questions in the margin – When you don't understand something or when you don't understand the author's thought process on a particular topic, write the question in the margin as a reminder to settle the question.
- ✓ Circle new and unfamiliar words – Look them up as soon as possible and write the definitions
- ✓ At the end of the chapters/sections write 1-2 sentence summaries or use post it notes to include more writing.
- ✓ Focus on literary elements/devices – Characterization, conflict, symbolism, motif, theme, use of figurative language.
- ✓ Every page should have 2-3 markings

For your reference regarding these literary terms, you may consult this link:

www.oxfordtutorials.com/AP%20Literacy%20Glossary.htm

Adapted from Bert Webb, http://hwebbjr.typepad.com/openloops/2006/02/twelve_ways_to_.html