

Visual Thesaurus

Searching for a Word

To search for a word, type the word in the search box at the top of the window and press the "LOOK IT UP" button. You may also press the enter key instead of pressing the "LOOK IT UP" button.

Try typing the word "pen" into the search box and pressing the "LOOK IT UP" button. After searching for a word, the main display will populate with many words and meanings. The word you searched for will appear in the center of the display, and will be surrounded with words and meanings that are related to it. We will explore what all those relations mean and how they are displayed in greater detail later in the tour. For now, let's learn how to move to a new word, and see the words related to that new word.

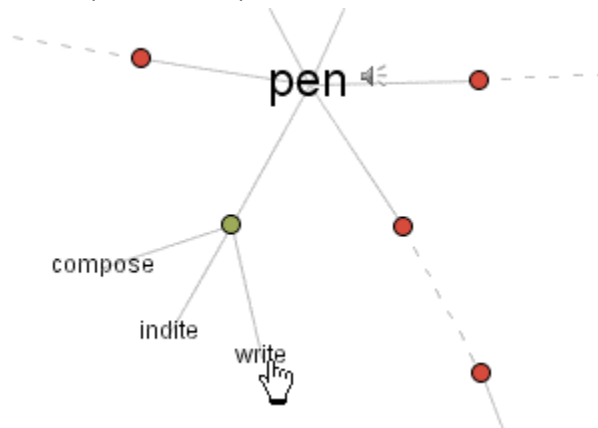


Searching for the word pen

Selecting a New Word

To select a new word, click on it with the left mouse button. After you click on the word, the Visual Thesaurus will search for the words and meanings that are related to that word, and put the word you clicked on in the center.

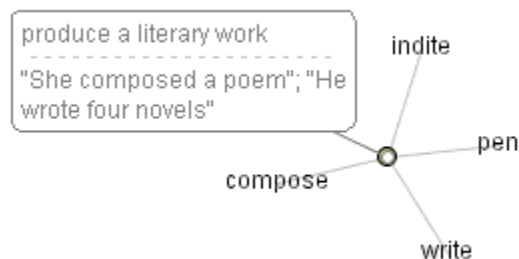
After searching for the word "pen" in the previous example, find the word "write" in the main display and try clicking on it.



Clicking on a new word

Understanding the Display

Let's take a look at the main display of the Visual Thesaurus in more detail. Words are connected to meanings by solid lines. All the words connected to the same meaning are synonyms. Meanings are represented by circles, color-coded to indicate their part of speech.



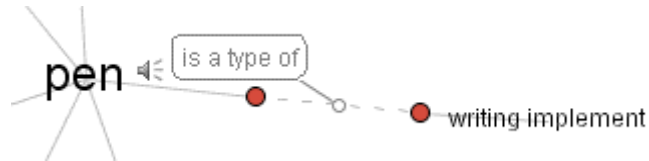
Meanings are color-coded to indicate their part of speech. There are four parts of speech represented in the Visual Thesaurus, nouns, verbs, adjectives and adverbs.



Antonyms, pairs of words that express opposite concepts, are connected by dashed red lines.



Meanings are connected to other meanings by dashed lines.



Listening to a Word

When the word at the center of the display has an audio pronunciation available, a speaker icon appears to the right of it. Click on the speaker icon to hear the word pronounced. If a word has more than one possible pronunciation, it may have more than one speaker icon next to it.

Note: Because of the number of words in the dictionary, we could not fit all of their pronunciations on a single CD-ROM. Therefore, listening to the audio pronunciations requires that you be connected to the Internet, so that the Visual Thesaurus can access the audio files from a central server.



Click the speaker to listen to the word